

Test Pit Preparation for Onsite Sewage Evaluations



State of Oregon
Department of
Environmental
Quality

**Water Quality
Onsite Program**
165 East 7th Ave., #100
Eugene, OR 97401
Phone: (541)687-7338
Fax: (541)686-7551
Contact: Randy Trox
www.oregon.gov/DEQ

When do you need a "Test Pit?"

When you apply for a permit to construct an onsite sewage disposal system, a DEQ or County inspector will have to visit the proposed construction site. A test pit allows the inspector to test and examine the soil and soil layers and will help determine if it is appropriate to proceed with construction. This process is often referred to as a "site evaluation."

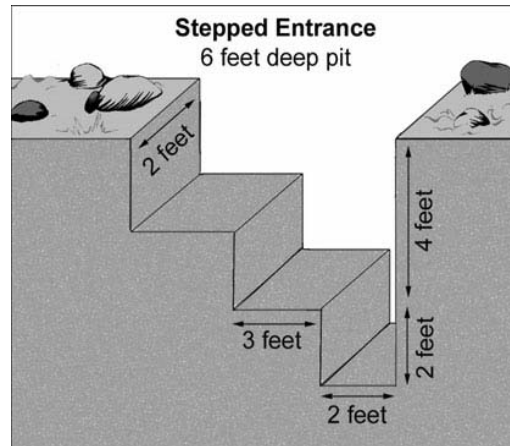
Preparing the test pit

To provide for pit stabilization and safe access, standard test pits for site evaluations must be prepared in the following manner:

- The bottom of the pit shall be at least 2 feet wide and 4 feet long.
- The depth shall be at least 4.5 feet and not exceed 5 feet.
- In some instances, pits need only be excavated to the layer of hard rock or to the water table if that layer is less than 5 feet.

6-Foot test pits

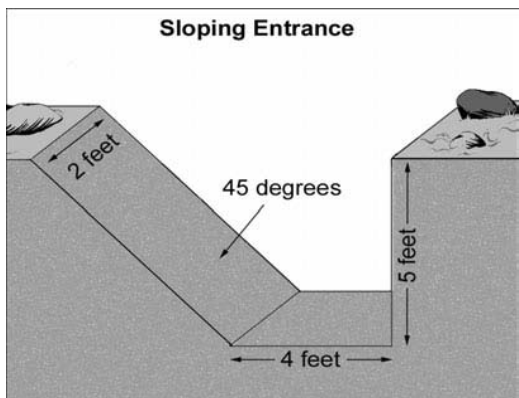
At the request of the inspector, test pits may need to be excavated to a depth of 6 feet as shown in the figure below:



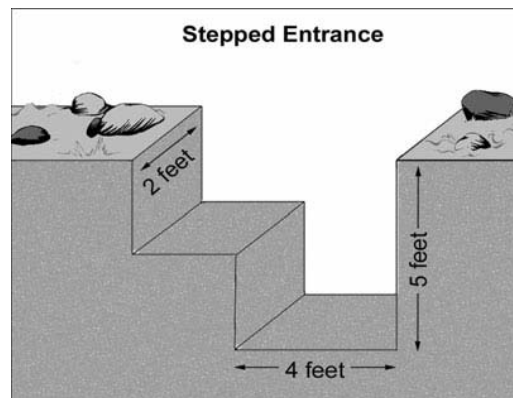
The entrance to a 6-foot test pit may be sloped or stepped as soil conditions warrant.

Providing Access to the Standard Test Pits

For easy access, one end of the test pit shall be either:



Sloped at approximately 45 degrees or less if the soils are dry or loose



Stepped when soils are wet

All spoils need to be a minimum of 2 feet from the pit edge.

For more information

Visit DEQ's Onsite Wastewater Management Program at: <http://www.deq.state.or.us/wq/onsite/onsite.htm>.

Alternative Formats

Alternative formats of this document can be made available. Contact DEQ's Office of Communications & Outreach for more information at (503) 229-5696.